

Coaching Programme



Pathways Seminar

Your pupil will have their pathways seminar between sessions 2 and 3. This offers them more information about their post 16 options. We will share this presentation with you.



Finishing the programme

Please send all the downloaded handbooks and options plan to your programme manager, who will pass this onto your pupil. Please also complete our Coach Survey. Thank you so much for supporting a pupil.






Sessions 1 & 2

On the morning of your first session, log onto vedamo, go into "virtual classrooms" then "schedules" and you will see the session there. Click "start now 5 minutes before the session and upload the handbook. You will use the same session link each week, but you will have to save the handbook each time.



Onboarding

1. Complete a DBS check
2. Sign our safeguarding policy
3. Attend a training session



Prepare for the programme

1. Go to the "preparation" page of the coach portal and read through the extra resources
2. Sign up to Vedamo
3. Attend the Zoom drop in sessions to ask any questions



Start sector role model search!

Once you have had your second session, you will have an idea of who your pupil will want to speak to in session 4. Start your search now and you will have at least two weeks!



Setting up your online sessions

Your Future Frontiers programme manager will go into your Vedamo account and set up your sessions for you. Please make sure all set sessions are in your calendar.



Sessions 3

After Session 3, make sure you have booked your Sector Role Model in for session 4 and sent them your vedamo link. We suggest they join your session 4 for 15-20 minutes as close to the beginning as possible.



Session 4

Congratulations on your final session! Make sure you have saved all your work in the handbook each week and helped your pupil complete their options plan.